

























<https://members.simi.ie/motorstats>

Results based on search parameters: Year: 2024; Comparison Year: 2024; Registration Type: Total New Registrations;

Passenger Cars By Make

Year to date. Exported on 20th May 2024

Rank		Make	2024 Units	% Share
1		TOYOTA	11,139	14.97%
2		VOLKSWAGEN	7,914	10.64%
3		SKODA	7,859	10.56%
4		HYUNDAI	6,871	9.24%
5		KIA	5,358	7.20%
6		NISSAN	3,585	4.82%
7		AUDI	3,290	4.42%
8		BMW	2,843	3.82%
9		PEUGEOT	2,795	3.76%
10		FORD	2,731	3.67%
11		DACIA	2,467	3.32%
12		RENAULT	2,188	2.94%
13		MERCEDES-BENZ	1,973	2.65%
14		SEAT	1,860	2.50%

15		OPEL	1,658	2.23%
16		SUZUKI	1,371	1.84%
17		VOLVO	1,103	1.48%
18		BYD	872	1.17%
19		TESLA	870	1.17%
20		MAZDA	866	1.16%
21		CUPRA	865	1.16%
22		CITROEN	705	0.95%
23		MG	681	0.92%
24		LAND ROVER	639	0.86%
25		LEXUS	554	0.74%
26		FIAT	375	0.50%
27		MINI	233	0.31%
28		PORSCHE	210	0.28%
29		HONDA	105	0.14%
30		POLESTAR	86	0.12%
31		DS	85	0.11%
32		JEEP	74	0.10%
33		JAGUAR	44	0.06%
34		ALFA ROMEO	35	0.05%
35		GWM	33	0.04%
36		SSANGYONG	24	0.03%

37		SMART	15	0.02%
38		SUBARU	11	0.01%
39		INEOS	3	0.00%
40		ALPINE	2	0.00%
41		FERRARI	1	0.00%