






































<https://members.simi.ie/motorstats>









**Results based on search parameters: Year: 2025; Month From: January; Month To: January; Comparison Year: 2024; Registration Type: Total New Registrations;**

### Passenger Cars By Make

Year to date. Exported on 4th February 2025

Rank		Make	2025 Units	2024 Units	% Change	2025 % Share	2024 % Share
1		TOYOTA	5,354	5,452	-1.8	15.97%	17.36%
2		HYUNDAI	3,833	3,763	1.86	11.43%	11.98%
3		VOLKSWAGEN	3,197	3,021	5.83	9.54%	9.62%
4		SKODA	2,810	2,716	3.46	8.38%	8.65%
5		KIA	2,499	2,055	21.61	7.46%	6.54%
6		PEUGEOT	1,640	1,546	6.08	4.89%	4.92%
7		NISSAN	1,567	1,606	-2.43	4.67%	5.11%
8		FORD	1,214	1,297	-6.4	3.62%	4.13%
9		DACIA	1,205	1,016	18.6	3.59%	3.23%
10		AUDI	1,192	1,302	-8.45	3.56%	4.15%
11		RENAULT	1,135	927	22.44	3.39%	2.95%
12		BMW	1,084	928	16.81	3.23%	2.95%
13		OPEL	914	859	6.4	2.73%	2.74%

14		MERCEDES-BENZ	790	784	0.77	2.36%	2.50%
15		SUZUKI	691	453	52.54	2.06%	1.44%
16		VOLVO	536	300	78.67	1.60%	0.96%
17		CUPRA	469	336	39.58	1.40%	1.07%
18		BYD	447	429	4.2	1.33%	1.37%
19		SEAT	443	614	-27.85	1.32%	1.95%
20		LEXUS	399	188	112.23	1.19%	0.60%
21		MG	399	321	24.3	1.19%	1.02%
22		MAZDA	372	355	4.79	1.11%	1.13%
23		CITROEN	261	325	-19.69	0.78%	1.03%
24		LAND ROVER	218	295	-26.1	0.65%	0.94%
25		PORSCHE	150	82	82.93	0.45%	0.26%
26		TESLA	143	66	116.67	0.43%	0.21%
27		FIAT	143	76	88.16	0.43%	0.24%
28		MINI	140	85	64.71	0.42%	0.27%
29		HONDA	113	33	242.42	0.34%	0.11%
30		POLESTAR	41	31	32.26	0.12%	0.10%
31		DS	34	39	-12.82	0.10%	0.12%
32		JEEP	32	40	-20	0.10%	0.13%
33		ALFA ROMEO	17	23	-26.09	0.05%	0.07%
34		SMART	16	0	-	0.05%	0.00%
35		XPENG	8	0	-	0.02%	0.00%

36		SSANGYONG	5	9	-44.44	0.01%	0.03%
37		SUBARU	3	6	-50	0.01%	0.02%
38		JAGUAR	2	17	-88.24	0.01%	0.05%
39		ALPINE	2	0	-	0.01%	0.00%
40		MASERATI	1	0	-	0.00%	0.00%
41		MORGAN	1	0	-	0.00%	0.00%
42		BENTLEY	1	0	-	0.00%	0.00%
-		GWM	0	11	-	0.00	0.04%
-		INEOS	0	1	-	0.00	0.00%